

little_model_airport presents: Airbus a330 & a340 family

Notes

- Template design optimized for 1:500 scale, printed on 120g paper.
- Detailed / simplified engine and landing gear options available in this document.
- Prior to attaching the nose make sure the model is in "nose heavy" position when hold from the C.G. mark, see fig 1.
- Trim the top corner of the wings connection plug to ensure it does not clash with the fuselage, see fig 2.
- Insert a spacer between the fuselage and the centre wing box, 1.5mm for 1:500 scale, 2mm for 1:400 scale, see fig 3.
- Extra reinforcement needed in the landing gears and engine pylons.
- For more detailed step by step assembly instructions, refer to the "_assembly guide_b787" and "_assembly guide_b737" for the nose assembly.

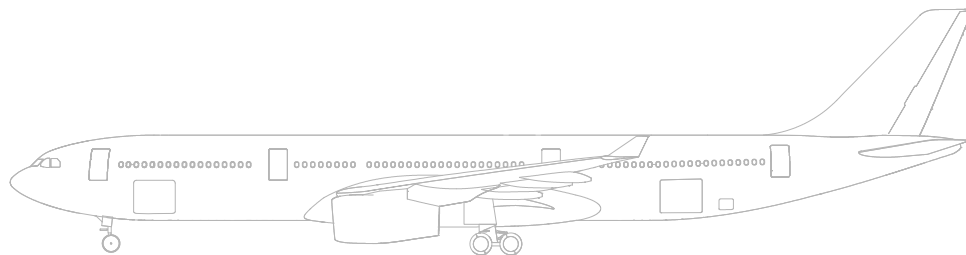


Fig 1

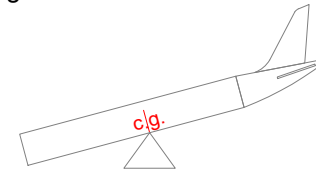


Fig 2


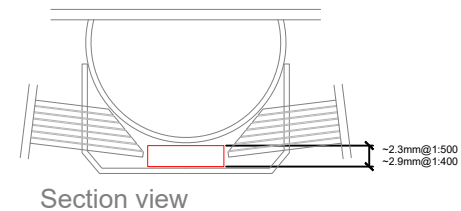



Fig 3



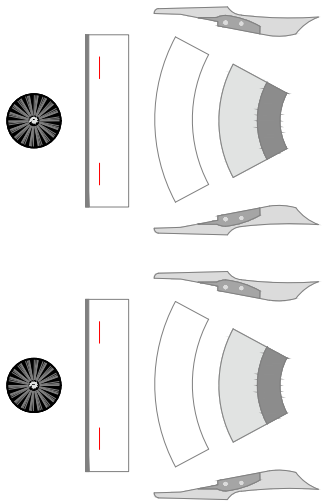
- This is NOT a licensed Airbus model

 little_model_airport

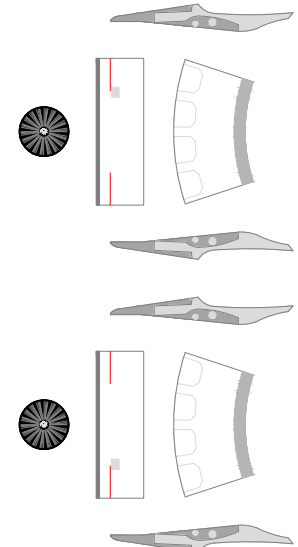
Parts

Print with 100% scale setting,
not "fit to paper" setting
1:400 scale @ A4 paper

Engine Detailed

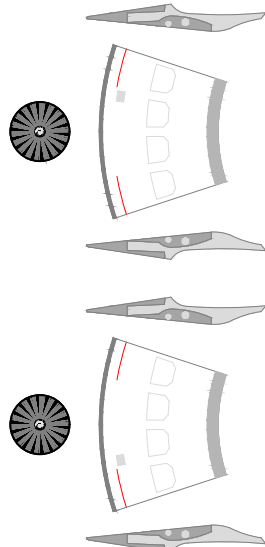
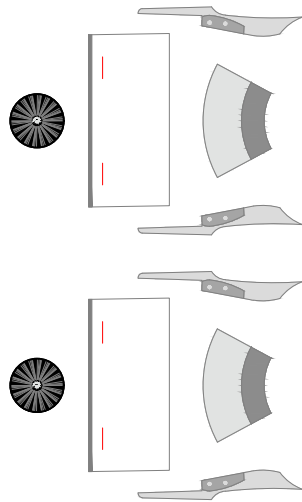


A330ceo: A330-200/300/MRTT
Pratt & Whitney PW4000

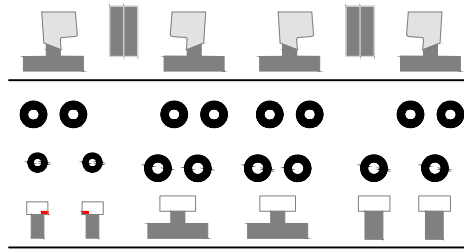


A330ceo: A330-200/300/MRTT
Rolls-Royce Trent 700

Simplified

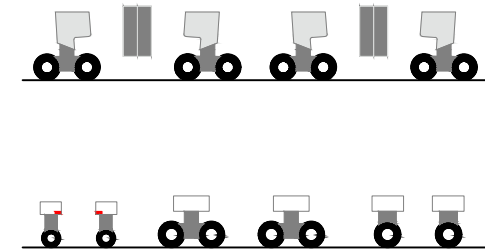


Landing gear Detailed



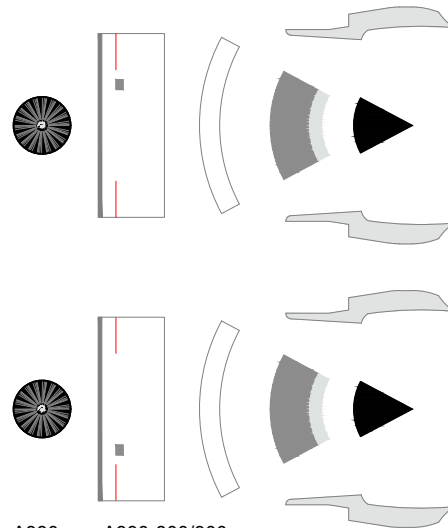
A340-500/600 A340-200/300

Simplified



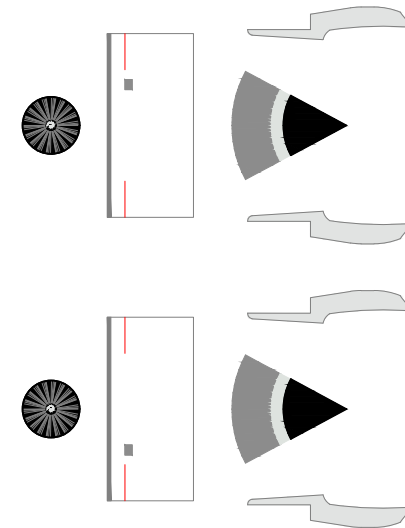
A340-500/600 A340-200/300

Engine Detailed




A330neo: A330-800/900
Rolls-Royce Trent 7000-72

Simplified



1:400

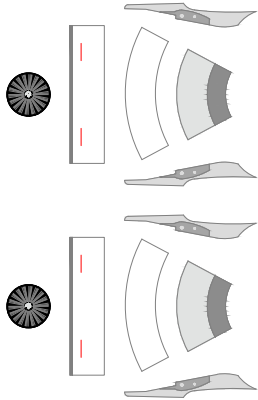
- This is NOT a licensed
Airbus model

 little_model_airport

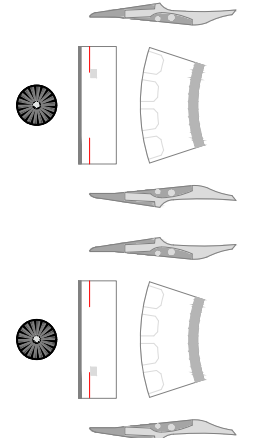
Parts

Print with 100% scale setting,
not "fit to paper" setting
1:500 scale @ A4 paper

Engine Detailed

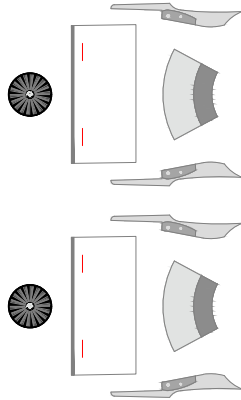


A330ceo: A330-200/300/MRTT
Pratt & Whitney PW4000

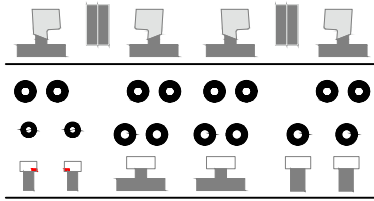


A330ceo: A330-200/300/MRTT
Rolls-Royce Trent 700

Simplified

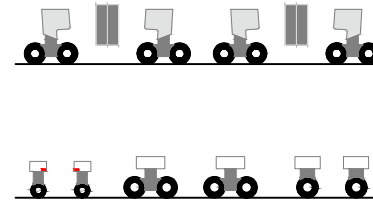


Landing gear Detailed



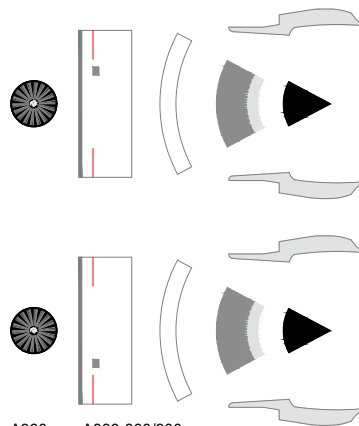
A340-500/600 A340-200/300

Simplified



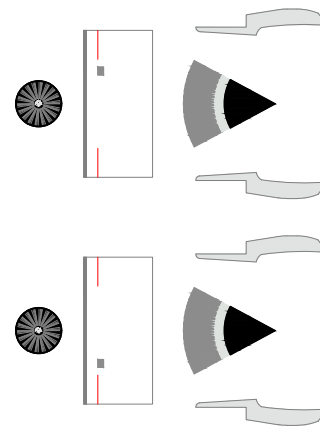
A340-500/600 A340-200/300

Engine Detailed




A330neo: A330-800/900
Rolls-Royce Trent 7000-72

Simplified



1:500

- This is NOT a licensed
Airbus model

 little_model_airport

Parts

Print with 100% scale setting,
not "fit to paper" setting
1:400 scale @ A4 paper

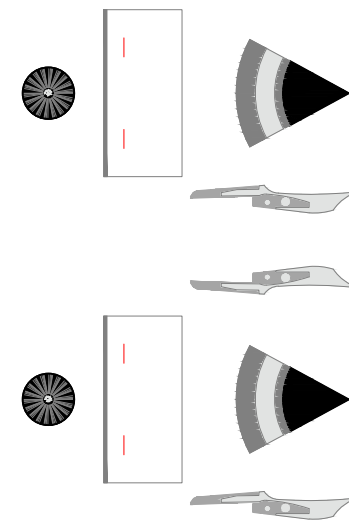
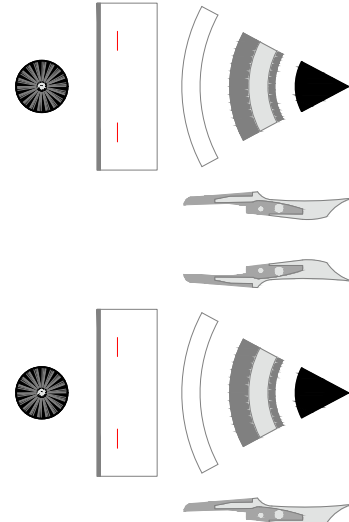
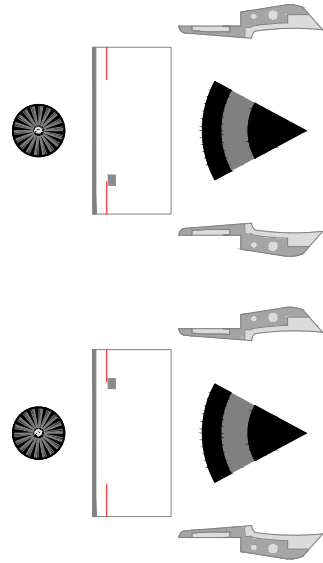
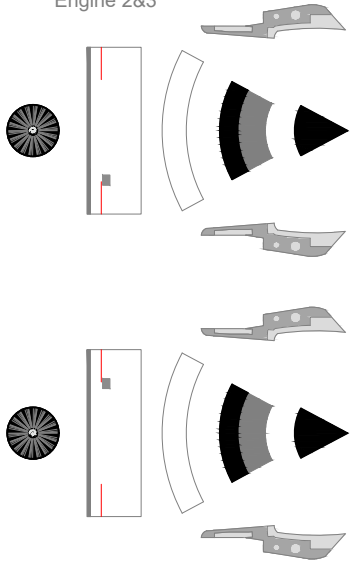
Engine Detailed

Simplified

Engine Detailed

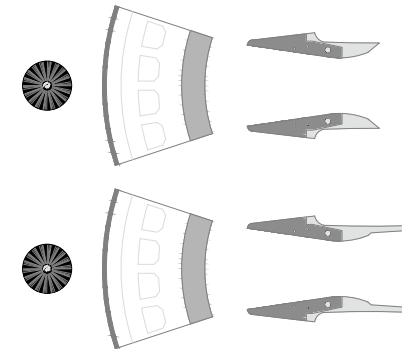
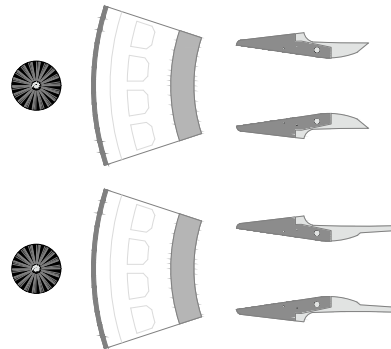
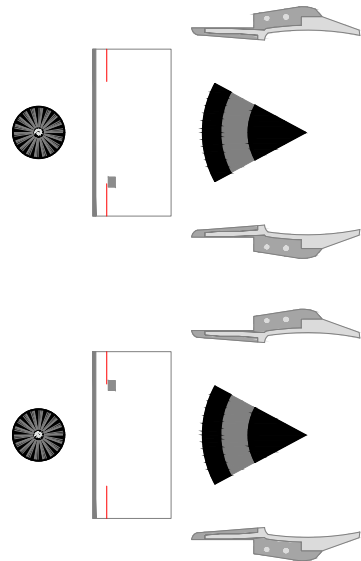
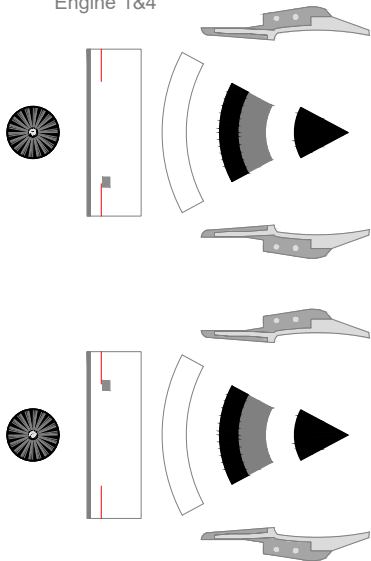
Simplified

Engine 2&3



A330ceo: A330-200/300/MRTT
General Electric CF6

Engine 1&4



Engine 2&3


Engine 1&4

A340-200/300
CFM International CFM56-5C

A340-500/600
Rolls-Royce Trent 500

1:400

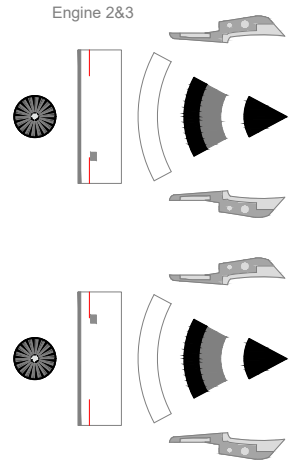
- This is NOT a licensed
Airbus model

 little_model_airport

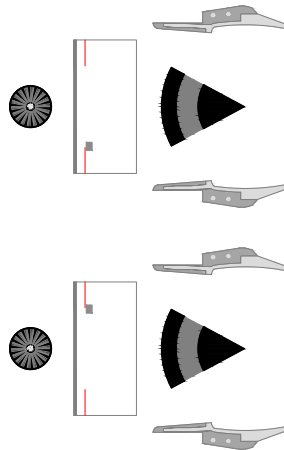
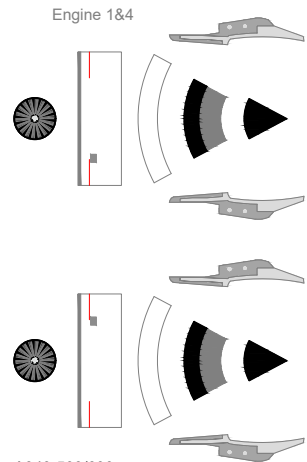
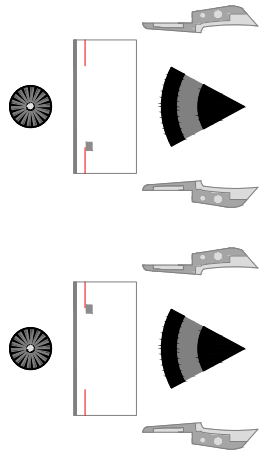
Parts

Print with 100% scale setting,
not "fit to paper" setting
1:500 scale @ A4 paper

Engine Detailed

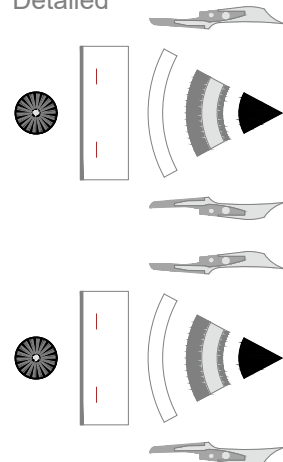


Simplified

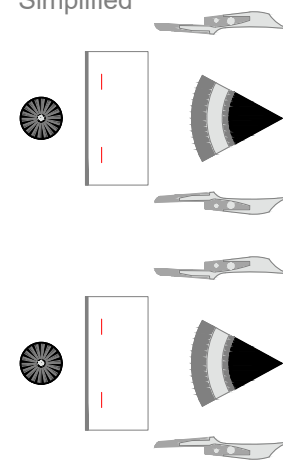


A340-500/600
Rolls-Royce Trent 500

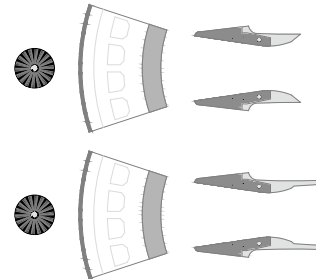
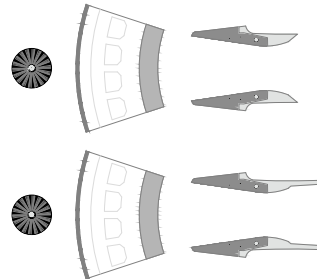
Engine Detailed



Simplified



A330ceo: A330-200/300/MRTT
General Electric CF6




A340-200/300
CFM International CFM56-5C

Engine 2&3

Engine 1&4

1:500

- This is NOT a licensed
Airbus model

 little_model_airport